

K-TEK

MagWave

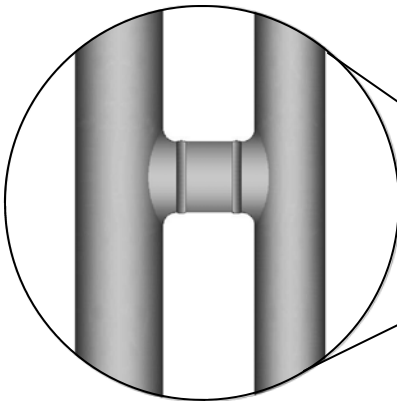
MW05

Dual Chamber Level System

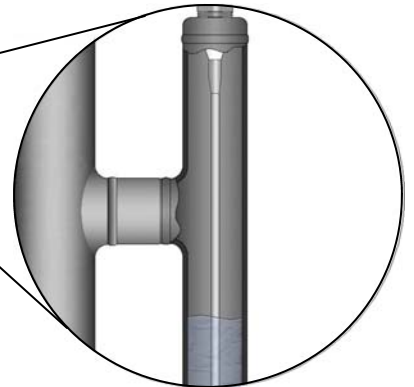
Featuring Guided Wave Radar Transmitters

Compact Close Coupled Chambers

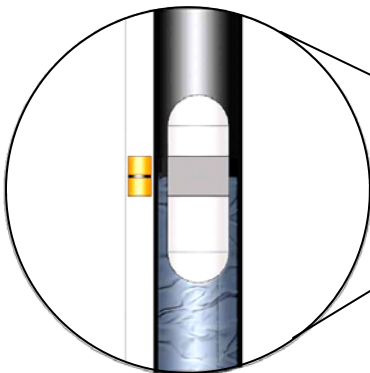
Extruded Outlet Connections



Single Probe Guided Wave Radar Transmitter

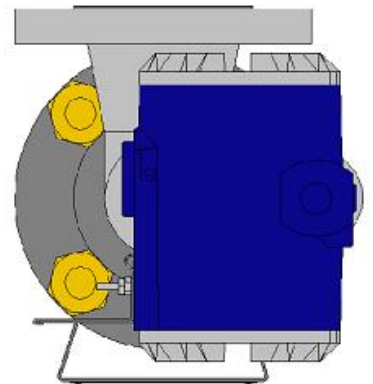


Highly Visible Magnetically Coupled Indicator




Standard 1-1/2 inch Secondary Chamber

Compact Footprint



**ASME
B31.1, B31.3**

Secondary Chamber Elbow Drain Connection



Model MW0513

MagWave

No Need For Coaxial Probes

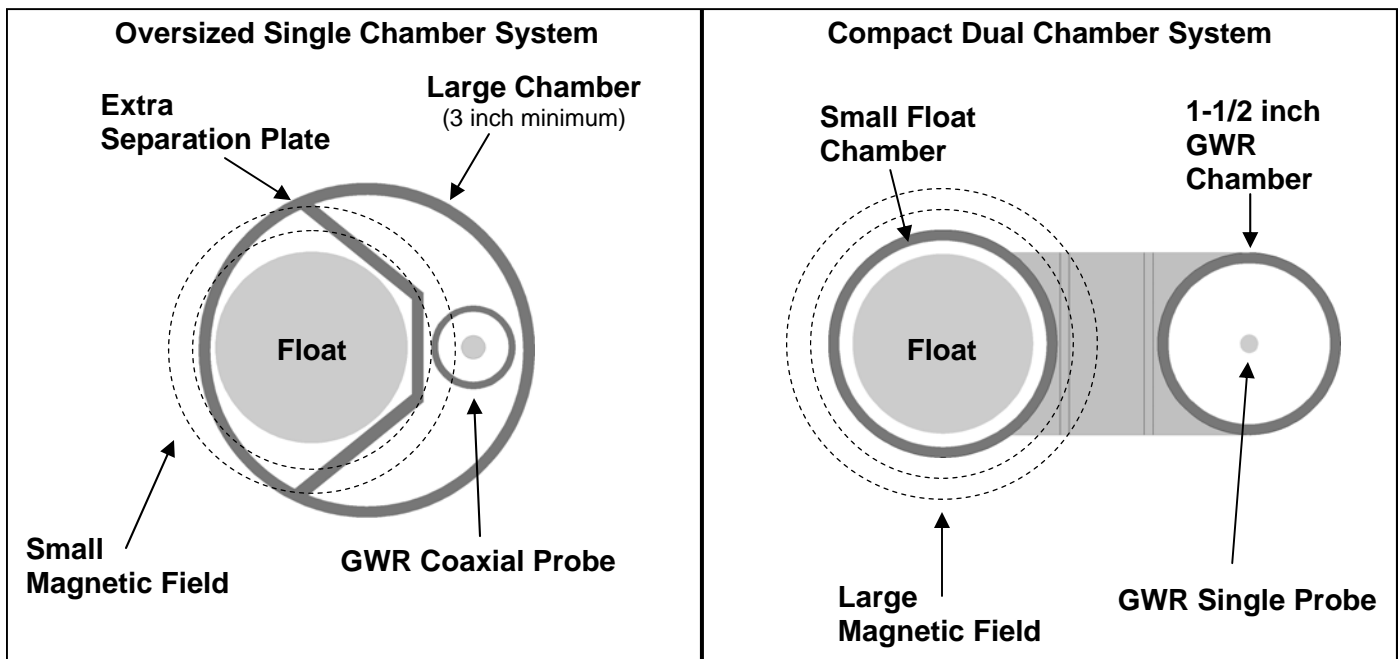
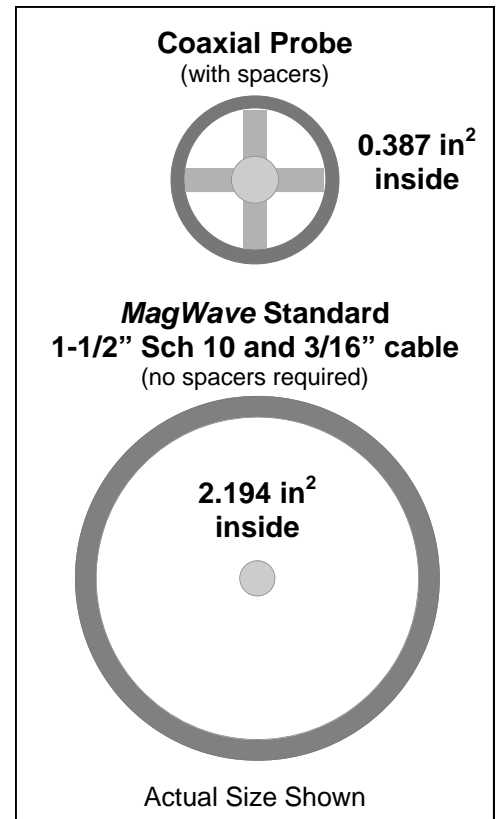
- A Single Probe in the 1-1/2 inch Secondary Chamber provides the same measurement capabilities as a coaxial probe
- The small internal space of a coaxial style probe is very susceptible to fouling in dirty fluid
- Coaxial probes have small holes that are prone to fouling causing false level readings
- If the single probe does encounter build up, it can be easily removed from the chamber for cleaning

Why Separate Chambers?

Putting a GWR and a float in a single chamber requires larger pipe sizes, larger flange sizes, and a separation plate between the float and the GWR coaxial probe.

Single Chambers result in:

- Extra parts in the float chamber which can obstruct float travel
- Increased "footprint" of the entire system
- Increased cost of the system
- Increased weight of the system
- Remote mounting of GWR electronics when top connections to the system are required
- Limited access to the float's magnetic field



MagWave

Multiple Chamber Styles

- 24 Preconfigured Styles Plus Custom Styles
- Left Hand or Right Hand Mounted Secondary Chambers
- Capped or Flanged Secondary Chamber Connections
- 2, 3, or Multiple Process Connections

Secondary Chamber Sizes to Suit the Application

- 1-1/2 inch Schedule 10 Standard
- 2, 2-1/2, 3 and 4 inch Sizes
- Schedule 10, 40 or 80 Welded or Seamless

Variety of Chamber Materials

- 304SS, 316SS, Hastelloy C-276, Alloy 20, Other Non-magnetic Metals
- Teflon "S" Coated Chambers for Slip Resistance.

Chamber Configurations to Fit Process Connections

- Custom Manufactured for Every Installation
- Side - Side
- Top - Side
- Side - Bottom
- Top - Bottom

Unlimited Range of Connection Sizes and Ratings

- 1/2 inch Threaded Half Couplings to 2-1/2 inch 1500# Flanges and Beyond
- ANSI, DIN and Other Flanges
- Matched to Customer Specified Connections
- Carbon Steel Flanges on Stainless Steel Chambers

Highly Visible Indicators

- Fluorescent and High Temperature Shuttle Indicators
- Yellow & Black Magnetic Bargraphs
- Red & White Magnetic Bargraphs

Made to Order Rulers

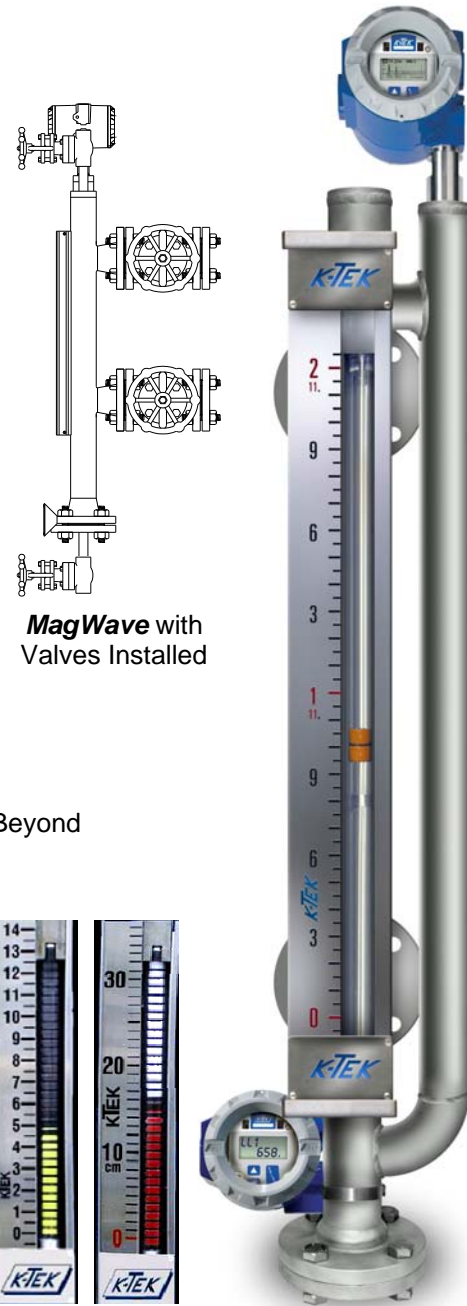
- Foot and Inch
- Running Inches
- Negative to Positive Numbering
- Meter / centimeter
- Custom Made for Percent or Volume

Custom Built Lengths


- Connection Centers to 40 feet (12.2 meters)
- No "Off the Shelf" systems
- Full Measurement Range

Accessories

- Magnetically Actuated Switches
- Magnetostrictive Transmitters
- High Temperature Insulation Blankets



MagWave with Valves Installed



MS30/EX SPDT 1 AMP Switch



MS41 DPDT 10 AMP Switch

Guided Wave Radar

Multiple Wetted Part Materials


- Standard 316SS
- Hastelloy C-276
- Hastelloy B3
- Monel
- Titanium

Couplers Suited to the Process

- Standard
 - 1500 psi @ 100 F (103bar @ 38 C)
 - 600 psi @ 400 F (41 bar @ 204 C)
- High Pressure
 - 3000 psi @ 100 F (207bar @ 38 C)
 - 1200 psi @ 400 F (83bar @ 204 C)
- High Pressure/Temperature
 - 5000 psi @ 100 F (344bar @ 38 C)
 - 1500 psi @ 800 F (103bar @ 427 C)
- Saturated Steam
 - 2000 psi @ 635 F (138bar @ 335 C)

Modular Electronics

- LCD Display
- HART Communications
- Honeywell DE



Dual Compartment Housings


- Powder Coated Aluminum Standard
- Stainless Steel
- Solid Covers or Viewing Windows
- Built in RFI Protection

Single Probe Waveguides

- 3/16 inch Cables
- 1/4 inch and 1/2 inch Rigid Rods

Hazardous Area Approvals

- FM Factory Mutual
 - XP / I / 1 / ABCD / T6 Ta = 77C
 - DIP / II, III / 1 / EFG / T6 Ta = 77C
 - IS / I / 1 / CD / T4 Ta = 77C - ELE1014
 - NI / I / 2 / ABCD / T4 Ta = 77C
 - Type 4X
- CSA Canadian Standards Association
 - XP CL I Div 1 GP ABCD
 - CL II GP G & Coal Dust
 - (Exia) Associated Equip., Provides I.S. Output to Sensor
 - IS CL I Div 1 GP CD T4
 - CL I Div 2 GP ABCD
 - CL II Div 2 GP G & Coal Dust when installed per ELE1014
- ATEX Flameproof
 - II 1/2 GD EExd IIC T6 (80°C) Tamb +66°C;
 - 02 ATEX 131713
- ATEX Intrinsically Safe
 - II 1 GD EEx ia IIB T6 (80°C) Tamb +66°C;
 - 02 ATEX 131712



Alternate Transmitters



AT100

- Magnetostrictive Transmitter
- LCD Display
- HART Communications
- Honeywell DE
- Foundation Fieldbus
- FM, CSA, ATEX approvals
- Level and Interface Measurement



A38

- Capacitance Transmitter
- Magnet Calibration
- FM and CSA approvals
- Level or Interface Measurement
- Low Cost Transmitter
- Rod and Cable Probes

For Detailed Specifications and Ordering Information Consult the MagWave Configuration Guide MW05-0202-2.